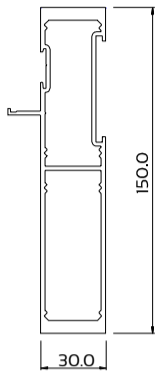




CLIP 44 SHOP FRONT

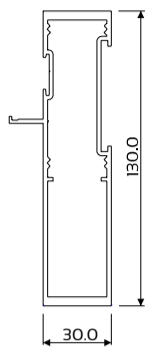
INTERNAL SLIDING DOOR

Profiles



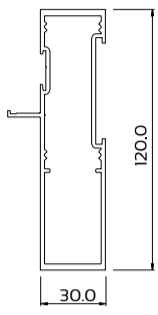
DIE No. W55362

Frame Rec Back 150mm



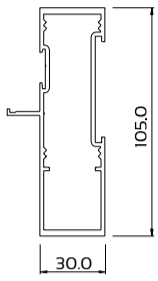
DIE No. W56084

Frame Rec Back 130mm



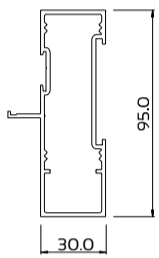
DIE No. W55363

Frame Rec Back 120mm



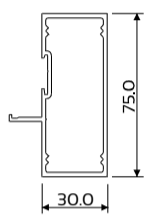
DIE No. W55364

Frame Rec Back 105mm



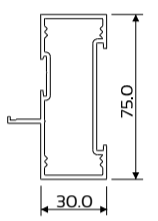
DIE No. W55365

Frame Rec Back 95mm



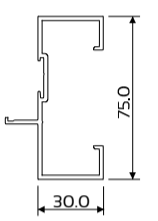
DIE No. W53194

Frame Flat Back 75mm 26E



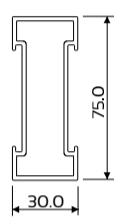
DIE No. W44084

Frame Rec Back 75mm 26B



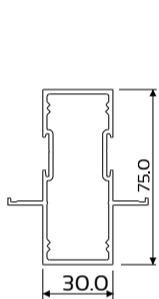
DIE No. W26154

Frame open Back 75mm 26C



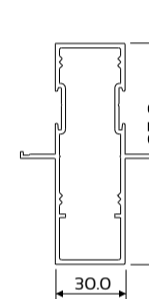
DIE No. W53365

Mullion 75mm Dbl Rec 26D



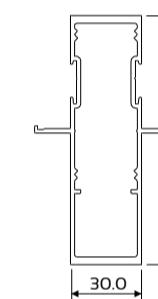
DIE No. W44083

Stile 45mm W/Pile R3 SP



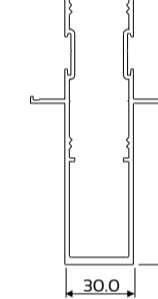
DIE No. W44090

Mullion 95mm W95



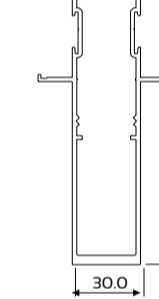
DIE No. W44091

Mullion 105mm W105



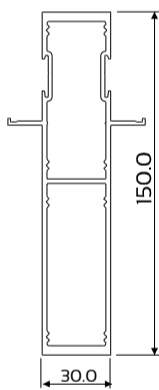
DIE No. W44092

Mullion 120mm W120



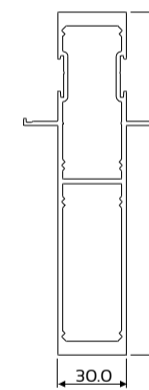
DIE No. W56083

Mullion 130mm W130



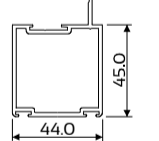
DIE No. W53151

Mullion 150mm W150



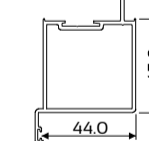
DIE No. W54043

Mullion 150mm H/Duty



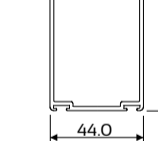
DIE No. W44093

Stile 45mm W/Pile R3 SP



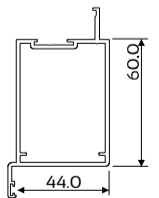
DIE No. W44099

Stile 45mm W/Lip R12 S



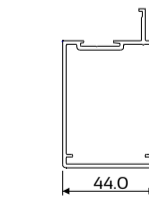
DIE No. W53666

Stile 60mm W/Pile R11W



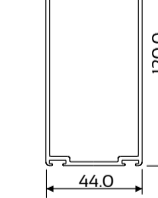
DIE No. W53566

Stile 60mm W/Lip R11 S



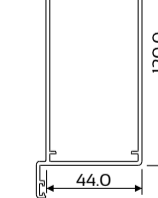
DIE No. W53099

Stile 60mm R11



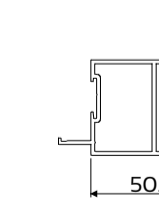
DIE No. W53407

Stile 90mm W/Pile R9W



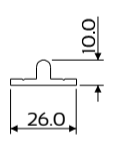
DIE No. W54720

Stile 90mm W/Lip R9 SP



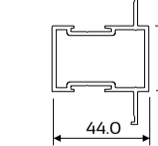
DIE No. W44087

Head/Sill Rail 50mm R7



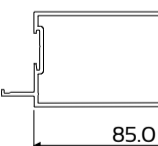
DIE No. W44088

Head/Sill Rail 85mm R4



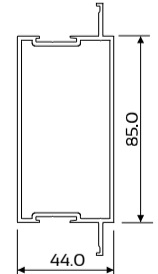
DIE No. W53033

Midrail 30mm Glazing Bar



DIE No. W44088

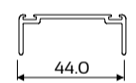
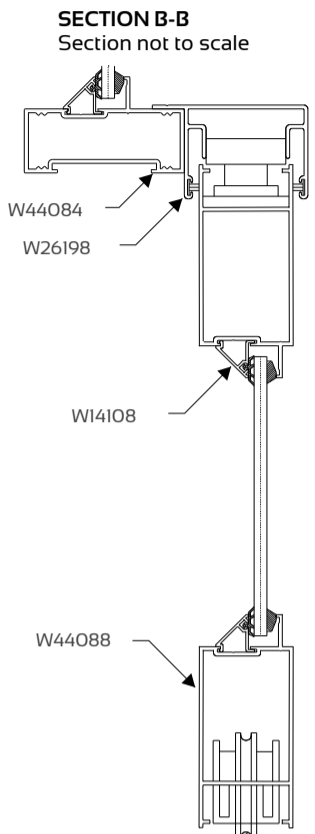
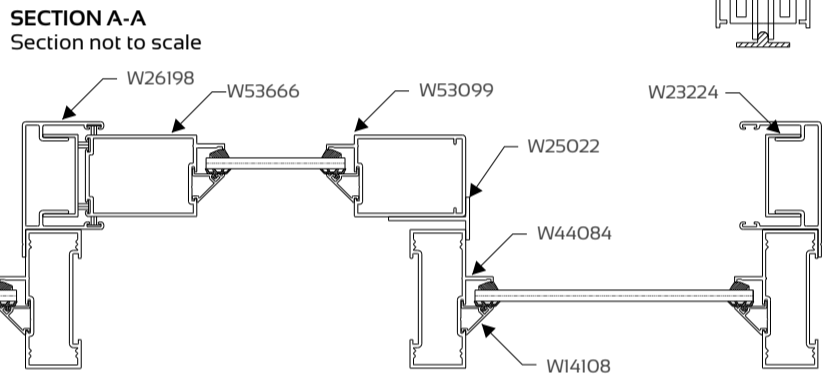
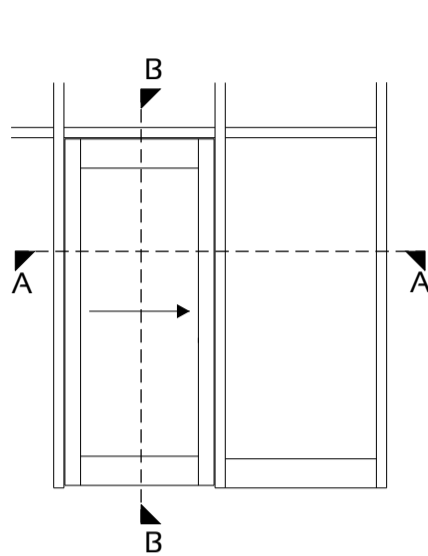
Head/Sill Rail 85mm R4



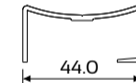
DIE No. W44089

Midrail 85mm R4 SP

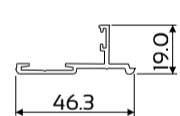
Elevations & Sections



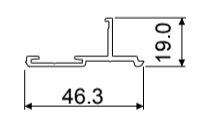
DIE No. W26207
Adaptor Pivot Door Head



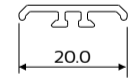
DIE No. W26155
Adaptor Pivot Frame Jamb



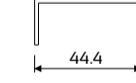
DIE No. W26150
Adaptor Door



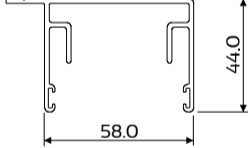
DIE No. W28643
Adaptor Glazing



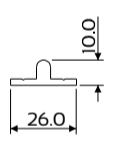
DIE No. W29247
Cottage Pane Colonial Bar



DIE No. W23224
Channel 44.4x19 Comp



DIE No. W26198
Head Rail Top Guide



DIE No. W26282
Palace M Track 10mm

Disclaimer: The right to make alterations is reserved.

Please refer to system manual for additional information

© Copyright 2015, Wispeco (Pty) Ltd.

November 2015

EDENVALE
Shop 13
Meadowdale Value City
Herman Road, Edenvale, Jhb
Postnet Suite 37
Private Bag X10020
Edenvale, 1610
Tel: +27 11 454 0300
Fax: +27 11 454 0475
Theuns du Plessis
theuns@conways.co.za

PRETORIA
Willows Business Park
cnr Bearing Cr & Petrol Str
Watlou, Silverton, Pretoria
Postnet Suite 37
Private Bag X10020
Edenvale, 1610
Tel: +27 12 803 7989
Fax: +27 12 803 7988
Francois Reyneke
francois@conways.co.za

DURBAN
20 Ebonyfield Avenue
Springfield Park
Durban
PO Box 74460
Rochdale Park
4034
Tel: +27 31 579 8300
Fax: +27 31 579 8301
Steffanie Schuster
steffanie@conways.co.za

CAPE TOWN
24 Montague Drive
Montague Gardens
Cape Town
PO Box 36603
Chempet
7442
Tel: +27 21 528 1100
Fax: +27 21 528 1101
Vivian Theys
vivian@conways.co.za

PORT ELIZABETH
5 Herbert Street
Korsten
Port Elizabeth
PO Box 14255
Sidwell
6000
Tel: +27 41 404 1900
Fax: +27 41 453 0669
Vivienne Wilken
vivienne@conways.co.za

LIMPOPO
Unit 4B, Danielle Close
Corporate Park 2
Magna via Polokwane
PO Box 124167
Alrode
1451
Tel: +27 81 756 7550
Fax: +27 15 298 8138
Wade May
wade@conways.co.za

NELSPRUIT
Unit D, 4 Rapid Street
Riverside Industrial Park
Nelspruit
PO Box 2590
White River
1240
Tel: +27 13 752 3199
Fax: +27 13 752 3231
Marius van Vuuren
mariusv@conways.co.za

CONWAYS
Est. 1946
Aluminium Profile Stockists